

topshelforthopedics.com
Phone: 866.592.0488 • Fax: 209.834.8832
Tracy, CA 95304
1851 East Paradise Road, Suite A



TR Rehab Post-Op Brace Universal

Instructions For Use

Please read these instructions completely and carefully before applying this product. Correct application is important for proper function of the brace.

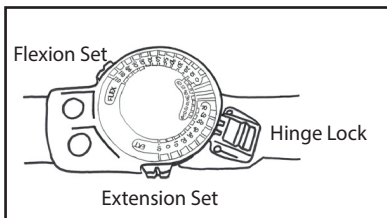
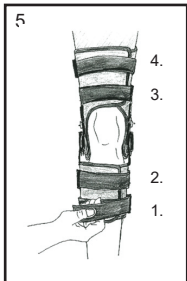
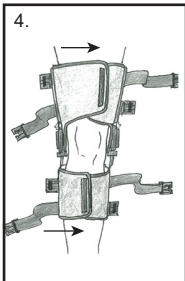
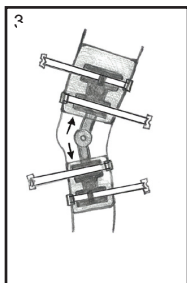
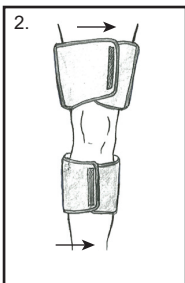
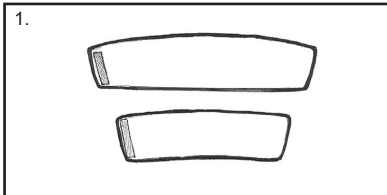


TR Rehab Post-Op Brace Universal

Instructions for Use

Please read these instructions completely and carefully before applying this product. Correct application is important for proper function of the brace.

Indications: Post-operative recovery - daily/extended use.



Application Instructions:

1. Separate foam wraps and hinge assembly bars for application.
2. Apply thigh and calf foam wraps so that the closure is across the front of the thigh and shin. Trim excess as needed to remove unwanted foam.
3. Affix the strap/hinge guide assemblies on both sides of the thigh and calf cuffs at the midline when viewed from either side.
4. Confirm position of the hinges and the straps before securing them with the straps and buckles. (Initial fitting will require the buckles to be passed through the strap guides.)
5. Secure the straps by clicking the buckles closed from below the knee first, then continue to the upper thigh. Straps 1-4 as shown in the image. Tension the straps to provide an intimate fit with the foam against your skin.

Hinge Instructions:

For Flexion (FLEX): Pull the flexion set button away from the center of the circular dial and slide it to desired angle between 0° and 120° .

For Extension (EXT): Pull the extension set button away from the center of the circular dial and slide it to a desired angle between -10° to 70° .

To lock the brace in a fixed position: Engage the rectangular hinge lock tab on both sides of the brace at a position of -10° to 60° (marked red on the dial).

Use and Care:

The liner and straps may be hand washed with a mild detergent. Air dry only. Foam and straps may be trimmed and adjusted.

Warning:

This product is to be used under the supervision of a medical professional. This device is not intended for unsupervised public use. If you experience any pain, swelling, sensation changes, or any unusual reactions while using this product, consult your medical professional immediately.

Warranty:

Top Shelf Orthopedics guarantees this product to be free of defects in material and construction for a period of six months from the date of purchase.

Caution:

Federal Law (U.S.A) restricts this device to sale by or on the order of a licensed healthcare professional.