

1851 East Paradise Road, Suite A  
Tracy, CA 95304  
Phone: 866.592.0488 • Fax: 209.834.8832  
topshelforthopedics.com



1851 East Paradise Road, Suite A  
Tracy, CA 95304  
Phone: 866.592.0488 • Fax: 209.834.8832  
topshelforthopedics.com



1851 East Paradise Road, Suite A  
Tracy, CA 95304  
Phone: 866.592.0488 • Fax: 209.834.8832  
topshelforthopedics.com



## Post-Op/Cast Shoes

Instructions For Use



## Post-Op/Cast Shoes

Instructions For Use



## Post-Op/Cast Shoes

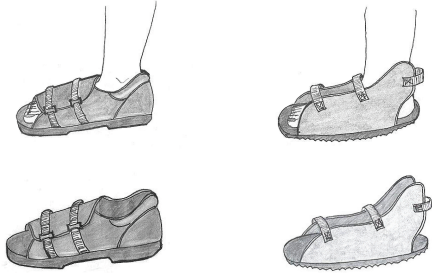
Instructions For Use



# Post-Op/Cast Shoes Instructions for Use

## Indications:

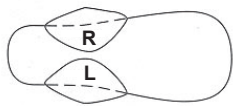
To provide support and protection to the foot and cast during ambulation.



1. Unfasten or loosen closures. Slip foot into the shoe.
2. Secure closures to a snug, but comfortable fit.

## Post-Op Shoe Only

### Arch Cushion Placement



1. If shoes is used as left the cushion will be on right side: if it is right, cushion is on left.
2. Find your arch location and place tips of cushion as illustrated. The cushion should extend up the side of the shoe.
3. When location has been determined, peel away adhesive cover and press cushion in place.

### Use and Care:

Clean with damp cloth. Dry thoroughly before next use. Cast shoe may be hand laundered with mild detergent in warm water and air dried. The sole may be wiped clean with damp cloth.

### Warning:

This product is to be used under the supervision of a medical professional. This device is not intended for unsupervised public use. If you experience any pain, swelling sensation changes, or any unusual reactions while using this product consult your medical professional immediately.

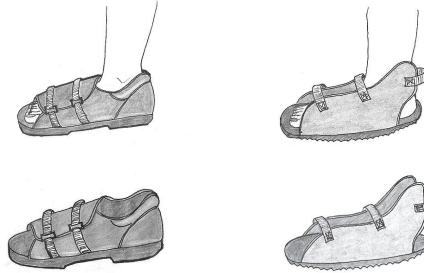
### Warranty:

Top Shelf Orthopedics guarantees this product to be free of defects in material and construction for a period of 6 months from the date of purchase.

# Post-Op/Cast Shoes Instructions for Use

## Indications:

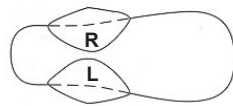
To provide support and protection to the foot and cast during ambulation.



1. Unfasten or loosen closures. Slip foot into the shoe.
2. Secure closures to a snug, but comfortable fit.

## Post-Op Shoe Only

### Arch Cushion Placement



1. If shoes is used as left the cushion will be on right side: if it is right, cushion is on left.
2. Find your arch location and place tips of cushion as illustrated. The cushion should extend up the side of the shoe.
3. When location has been determined, peel away adhesive cover and press cushion in place.

### Use and Care:

Clean with damp cloth. Dry thoroughly before next use. Cast shoe may be hand laundered with mild detergent in warm water and air dried. The sole may be wiped clean with damp cloth.

### Warning:

This product is to be used under the supervision of a medical professional. This device is not intended for unsupervised public use. If you experience any pain, swelling sensation changes, or any unusual reactions while using this product consult your medical professional immediately.

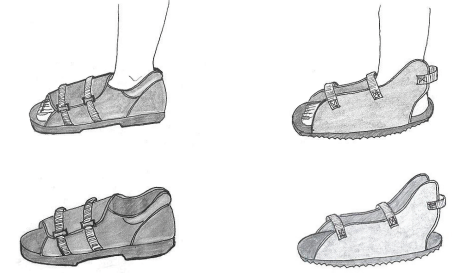
### Warranty:

Top Shelf Orthopedics guarantees this product to be free of defects in material and construction for a period of 6 months from the date of purchase.

# Post-Op/Cast Shoes Instructions for Use

## Indications:

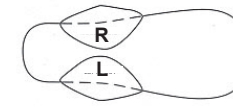
To provide support and protection to the foot and cast during ambulation.



1. Unfasten or loosen closures. Slip foot into the shoe.
2. Secure closures to a snug, but comfortable fit.

## Post-Op Shoe Only

### Arch Cushion Placement



1. If shoes is used as left the cushion will be on right side: if it is right, cushion is on left.
2. Find your arch location and place tips of cushion as illustrated. The cushion should extend up the side of the shoe.
3. When location has been determined, peel away adhesive cover and press cushion in place.

### Use and Care:

Clean with damp cloth. Dry thoroughly before next use. Cast shoe may be hand laundered with mild detergent in warm water and air dried. The sole may be wiped clean with damp cloth.

### Warning:

This product is to be used under the supervision of a medical professional. This device is not intended for unsupervised public use. If you experience any pain, swelling sensation changes, or any unusual reactions while using this product consult your medical professional immediately.

### Warranty:

Top Shelf Orthopedics guarantees this product to be free of defects in material and construction for a period of 6 months from the date of purchase.