

1851 East Paradise Road, Suite A  
Tracy, CA 95304  
Phone: 866.592.0488 • Fax: 209.834.8832  
topshelforthopedics.com



## Gel Cold Wrap

### Instructions For Use

Please read these instructions completely and carefully before applying this product. Correct application is important for proper function of this brace.



1851 East Paradise Road, Suite A  
Tracy, CA 95304  
Phone: 866.592.0488 • Fax: 209.834.8832  
topshelforthopedics.com



## Gel Cold Wrap

### Instructions For Use

Please read these instructions completely and carefully before applying this product. Correct application is important for proper function of this brace.



# Gel Cold Wrap


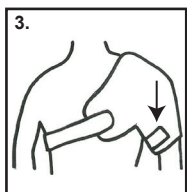
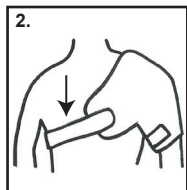
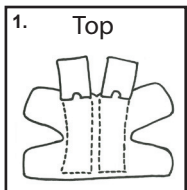
## Instructions for Use

Please read these instructions completely and carefully before applying this product. Correct application is critical to the proper function of the wrap.

**Indications:** Post-injury, pain and swelling control-shoulder/knee.

**Contraindications:** Raynaud disease/syndrome, cold sensitivity.

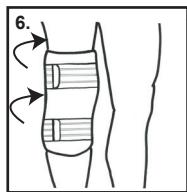
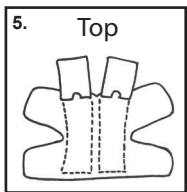
### Application Instructions:



### Shoulder

1. Insert 2 frozen gel cold packs into the wrap pouches and secure wrap.
2. Position the wrap with the TOP portion near the neck and secure the foam wrap in place with one of the elastic stretch straps across the chest just under the armpit.
3. Secure the arm portion by bringing the shorter foam ends together and securing them with the other elastic wrap. This strap can be trimmed to length if desired.
4. Trim the strap to length by removing the rounded corner hook tab and cutting the excess length and then reaffixing the rounded corner tab.

### Knee



5. Insert 2 frozen gel cold packs into the wrap pouches and secure wrap.
6. Position the wrap with the TOP portion on the mid to upper thigh. Secure the foam wrap in place with one of the elastic stretch straps around the thigh and one around the calf. Straps can be trimmed to length if desired. (See image 4)

### Use and Care:

Hand wash the wrap with mild soap and water and lay out to dry. Do NOT machine dry.

### Notes:

For single patient use only.

### Warning:

This product is to be used under the supervision of a medical professional. If you experience any pain, swelling, sensation changes, or any unusual reactions while using this product, consult your medical professional immediately.

### Warranty:

Top Shelf Orthopedics guarantees this product to be free of defects in material and construction for a period of three months from the date of purchase.

### Caution:

Federal Law (U.S.A.) restricts this device for sale by or on the order of a licensed healthcare professional.

# Gel Cold Wrap


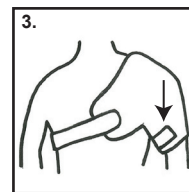
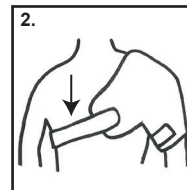
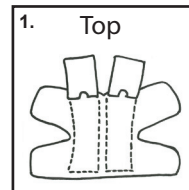
## Instructions for Use

Please read these instructions completely and carefully before applying this product. Correct application is critical to the proper function of the wrap.

**Indications:** Post-injury, pain and swelling control-shoulder/knee.

**Contraindications:** Raynaud disease/syndrome, cold sensitivity.

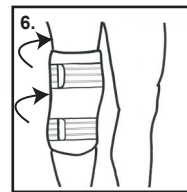
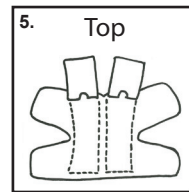
### Application Instructions:



### Shoulder

1. Insert 2 frozen gel cold packs into the wrap pouches and secure wrap.
2. Position the wrap with the TOP portion near the neck and secure the foam wrap in place with one of the elastic stretch straps across the chest just under the armpit.
3. Secure the arm portion by bringing the shorter foam ends together and securing them with the other elastic wrap. This strap can be trimmed to length if desired.
4. Trim the strap to length by removing the rounded corner hook tab and cutting the excess length and then reaffixing the rounded corner tab.

### Knee



5. Insert 2 frozen gel cold packs into the wrap pouches and secure wrap.
6. Position the wrap with the TOP portion on the mid to upper thigh. Secure the foam wrap in place with one of the elastic stretch straps around the thigh and one around the calf. Straps can be trimmed to length if desired. (See image 4)

### Use and Care:

Hand wash the wrap with mild soap and water and lay out to dry. Do NOT machine dry.

### Notes:

For single patient use only.

### Warning:

This product is to be used under the supervision of a medical professional. If you experience any pain, swelling, sensation changes, or any unusual reactions while using this product, consult your medical professional immediately.

### Warranty:

Top Shelf Orthopedics guarantees this product to be free of defects in material and construction for a period of three months from the date of purchase.

### Caution:

Federal Law (U.S.A.) restricts this device for sale by or on the order of a licensed healthcare professional.